

Adorable Kids Castle Canopy Cubby Tent

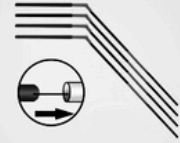


Material: Cotton + Poles
 Colour: Pink and Light Blue


www.sensorytent.com.au

ACCESSORIES: Canvas, Poles, Storage bag

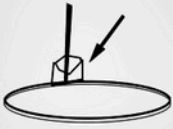
STEPS TO SET UP




1 Connect poles



2 The shorter end of the pole must be towards the top




3 The longer ends of the poles must be towards the bottom




4 Finish the installation by tying the poles

FOLDING STEPS


1




2




3




4




5



6



7





WASH BELOW 30°C



DO NOT TUMBLE DRY



DO NOT BLEACH



HAND WASH



IRON ON LOW